



GUJCOT TRADE ASSOCIATION

MONTHLY PRESSING REPORT Jan-2020

Dear All Cotton Friends,

Gujcot has collected pressing figures from all ginners and compiled data to serve whole trade. In this mission we get valuable support from many of our trade personalities. We Gujcot team is very thankful to all helping hands, who worked directly or indirectly, with their valuable support, we are able to put real time pressing figures. We thank all Gujarat Ginners for their cooperating with Gujcot team to share their pressing figures. We hope the whole Textile value Chain will be benefitted by these data and will help us in future to achieve our goal to serve our cotton trade.

Report Sponsors:

Click on Sponsor's Logo to visit Sponsor's Website





GUJCOT TRADE ASSOCIATION

MONTHLY PRESSING REPORT Jan-2020

Summary

- During the month of January Gujarat has pressed 18,44,598 Running Bales of Shankar 6 and there was no pressing of V-797. So, the statistical bales of 170 Kg. was 17,57,793 Bales (Shankar 6).
- Cumulative Pressing in running bales till 31st January is 53,76,285 Bales (Shankar-6 53,76,285 Bales, V-797 no pressing), which is equivalent to total 51,23,283 Bales of 170 Kgs. (Shankar 51,23,283 Bales, V-797 no pressing).
- Average per day Pressing was 59,503 Running Bales and 56,703 Bales 170 Kg. for 31 days.
- During the month of January Total active ginning factories were 635 (Saurashtra 398, North Gujarat 190, Main Line 34 and Kutch 13).
- CCI has procured 2,74,272 bales of cotton up to 29th January in Gujarat. Ahmedabad Branch 1,92,508 Rajkot Branch 81,764.
- During first Half of the month pressing was in full swing. After signing of Phase One of US-China trade deal, market went down on non-clarity in trade agreement about cotton purchase by China. And in the last week of the month negative news of spread of corona virus in China dragged the NY cotton futures to its season's low along with that sharply falling prices of cotton seed created huge disparity to ginners. So, during second half of the month cotton pressing remained very low.
- Later part of month ginning was slow. So the pressing of January is lower than December.



GUJCOT TRADE ASSOCIATION

MONTHLY PRESSING REPORT Jan-2020

Gujcot Trade Association						
Gujarat Pressing Summary 31-Jan-2020						
2019-20	CUMULATIVE PRESSING (IN 170 Kgs)					
	Jan-19	Dec-19	Jan-20	M/M Change (In Bales)	Y/Y Change (In Bales)	Y/Y Change (In %)
Shankar 6						
Saurashtra	27,34,349	21,16,622	30,62,743	9,46,121	3,28,394	12.01%
North Gujarat	15,07,393	9,19,059	15,59,579	6,40,519	52,186	3.46%
Main Line	3,74,887	1,95,401	3,21,522	1,26,122	-53,365	-14.23%
Kutch	2,08,373	1,34,408	1,79,439	45,031	-28,934	-13.89%
Total	48,25,002	33,65,490	51,23,283	17,57,793	2,98,281	6.18%
V-797	54,318				-54,318	-100.00%
Total	48,79,320	33,65,490	51,23,283	17,57,793	2,43,963	5.00%
Remark : Daily Pressing Average 59,503 RB - 56,703 170 Kg Bales						

Pressing in Running Bales						
Zone	As On 31-January-2020 (Cumulative)			During January 2020 (Monthly)		
	Shankar-6	V 797	Total	Shankar-6	V 797	Total
Saurashtra	32,13,990		32,13,990	9,92,843		9,92,843
North Gujarat	16,36,595		16,36,595	6,72,150		6,72,150
Main Line	3,37,400		3,37,400	1,32,350		1,32,350
Kutch	1,88,300		1,88,300	47,255		47,255
Total	53,76,285		53,76,285	18,44,598		18,44,598

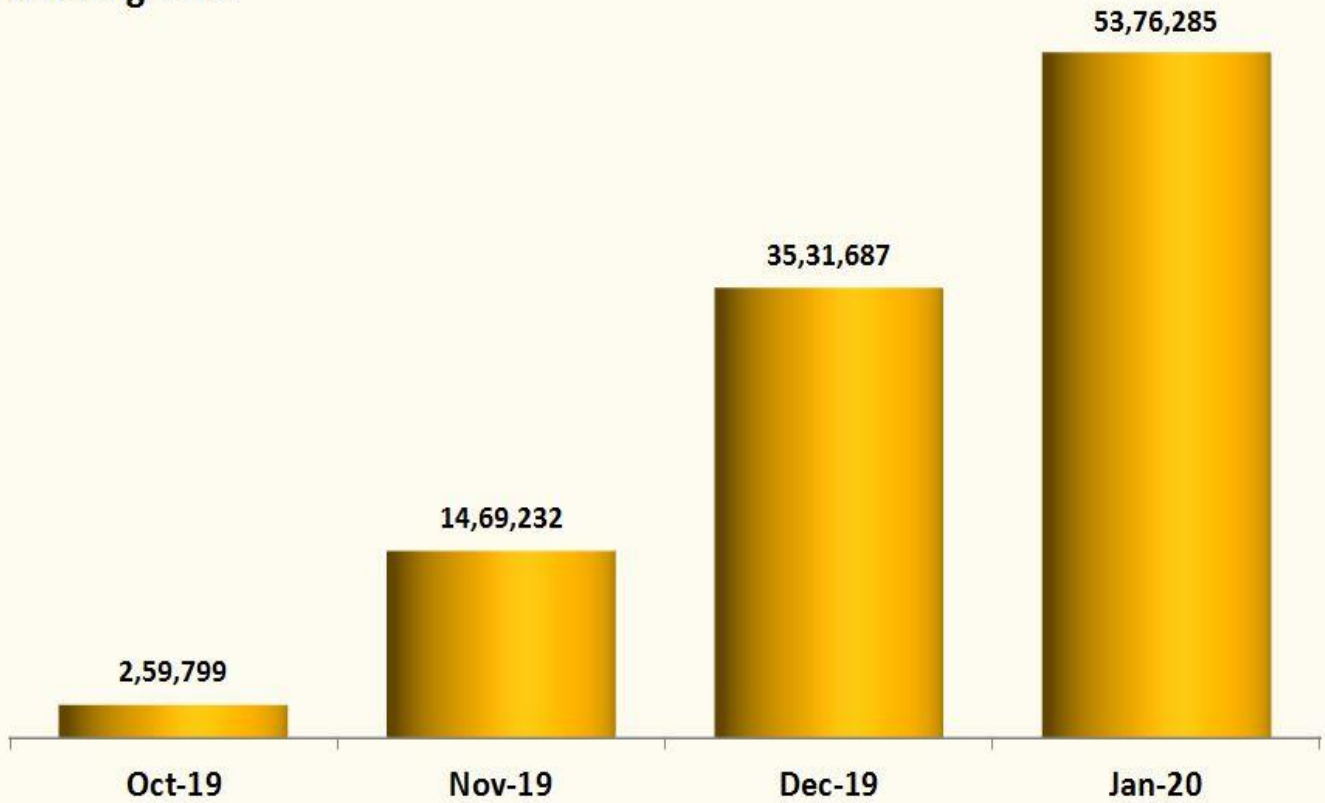


GUJCOT TRADE ASSOCIATION

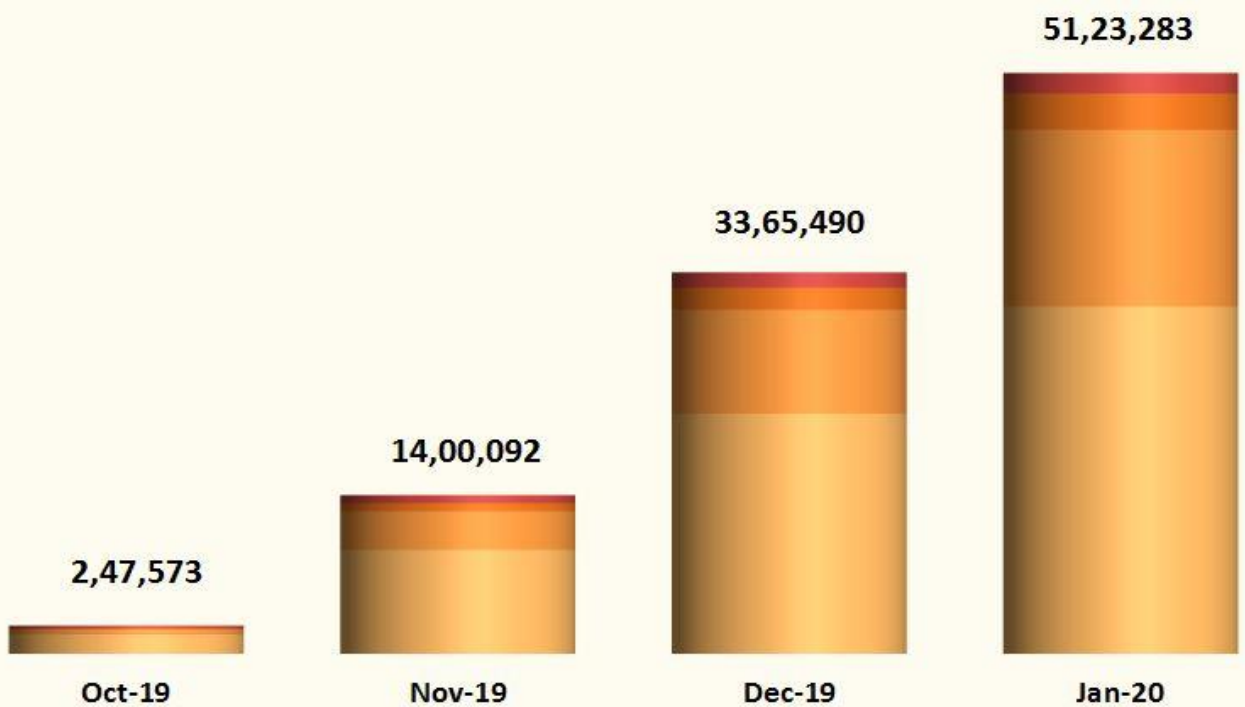
MONTHLY PRESSING REPORT Jan-2020

Gujarat Cumulative Cotton Pressing

Running Bales



Gujarat Cumulative Pressing In 170 Kg Bales

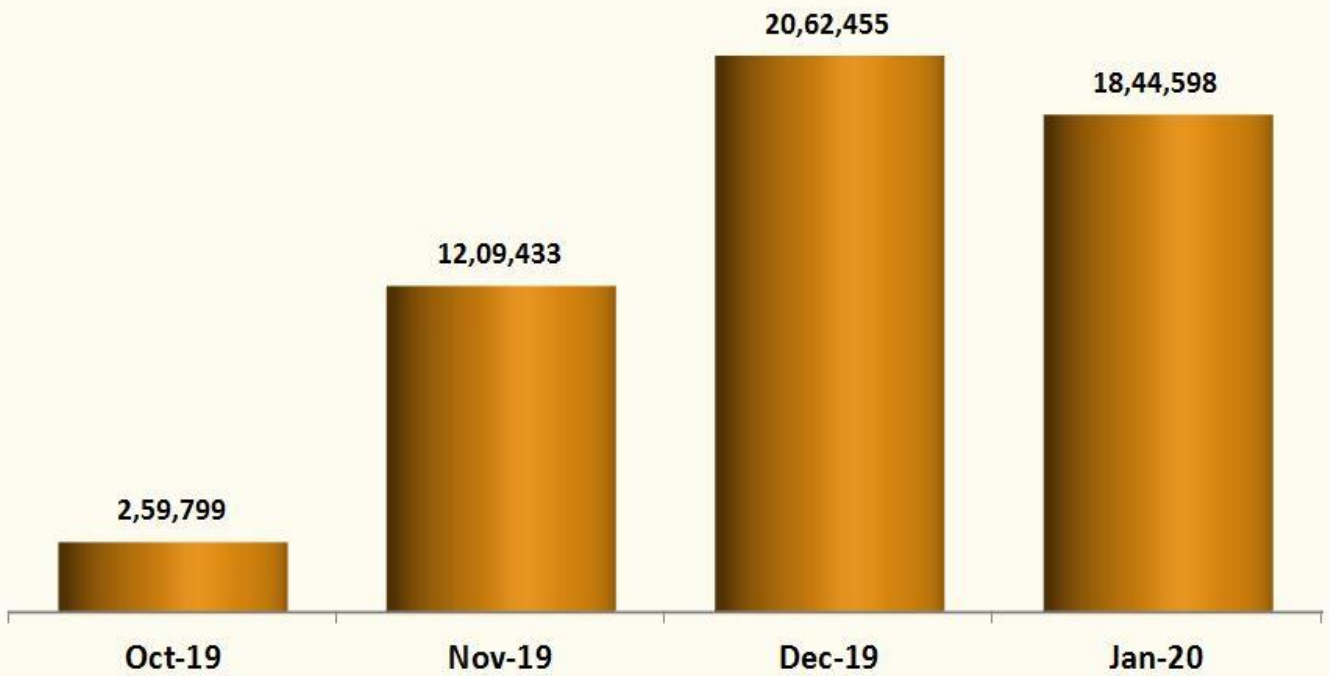




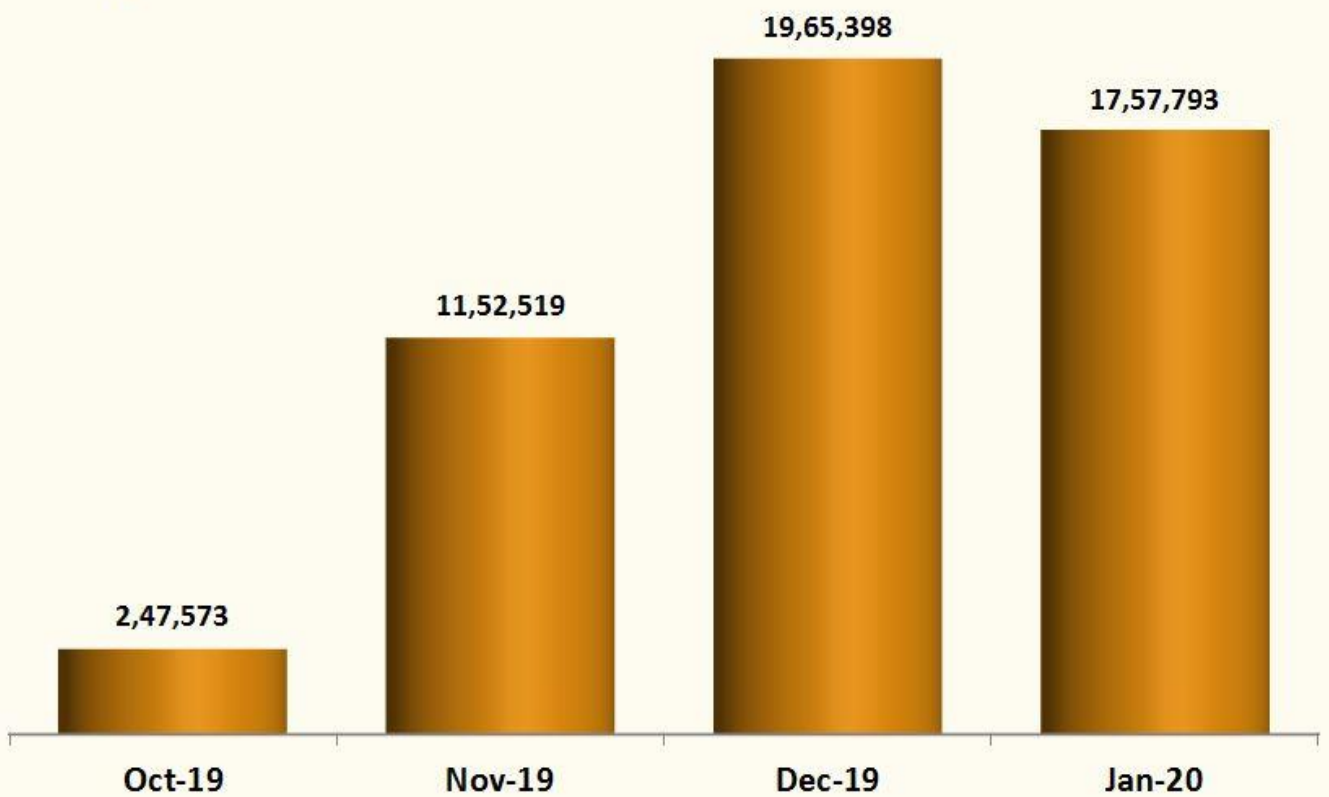
GUJCOT TRADE ASSOCIATION

MONTHLY PRESSING REPORT Jan-2020

**Gujarat Monthly Cotton Pressing
Running Bales**



**Gujarat Monthly Cotton Pressing
170 Kg Bales**

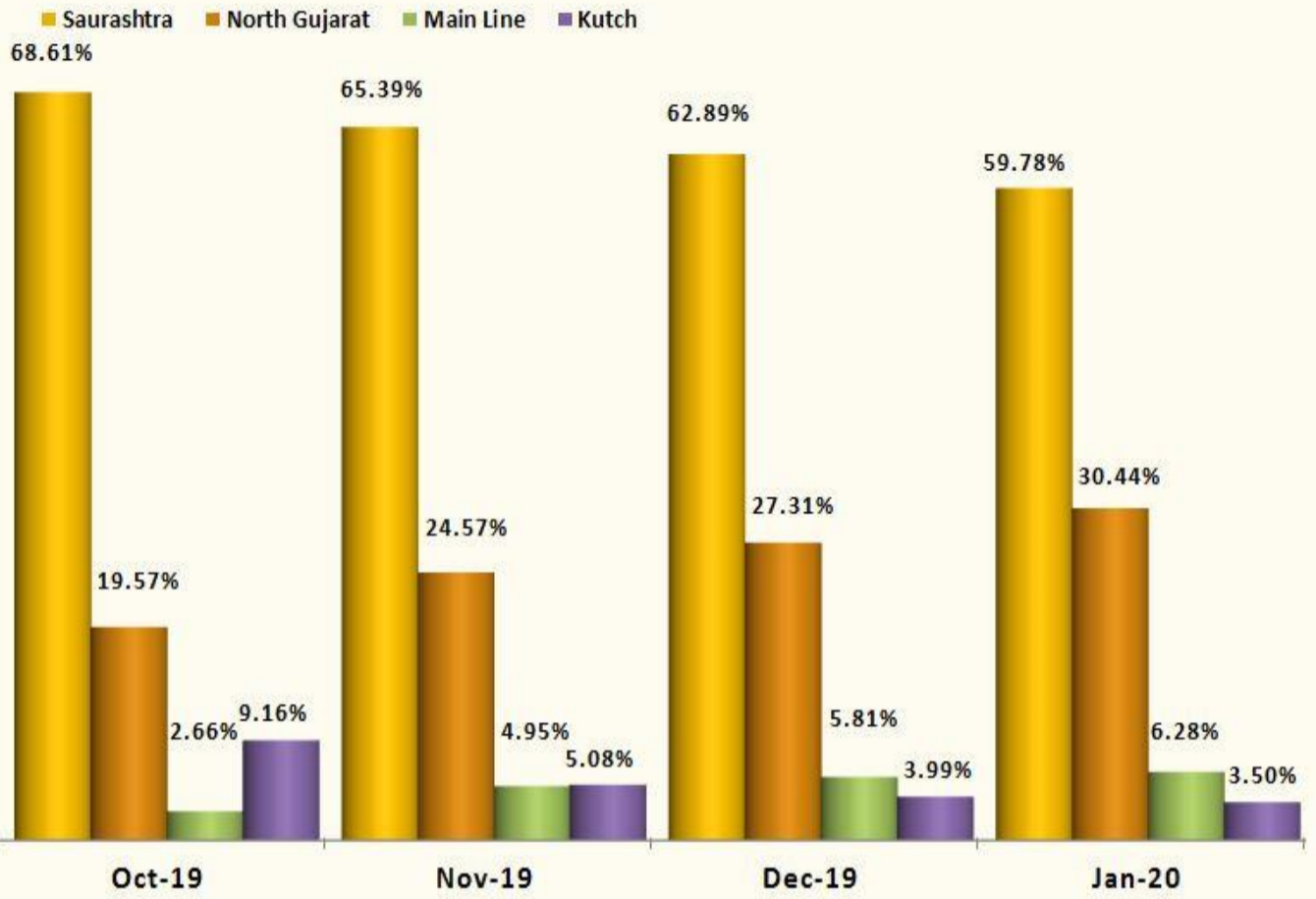




GUJCOT TRADE ASSOCIATION

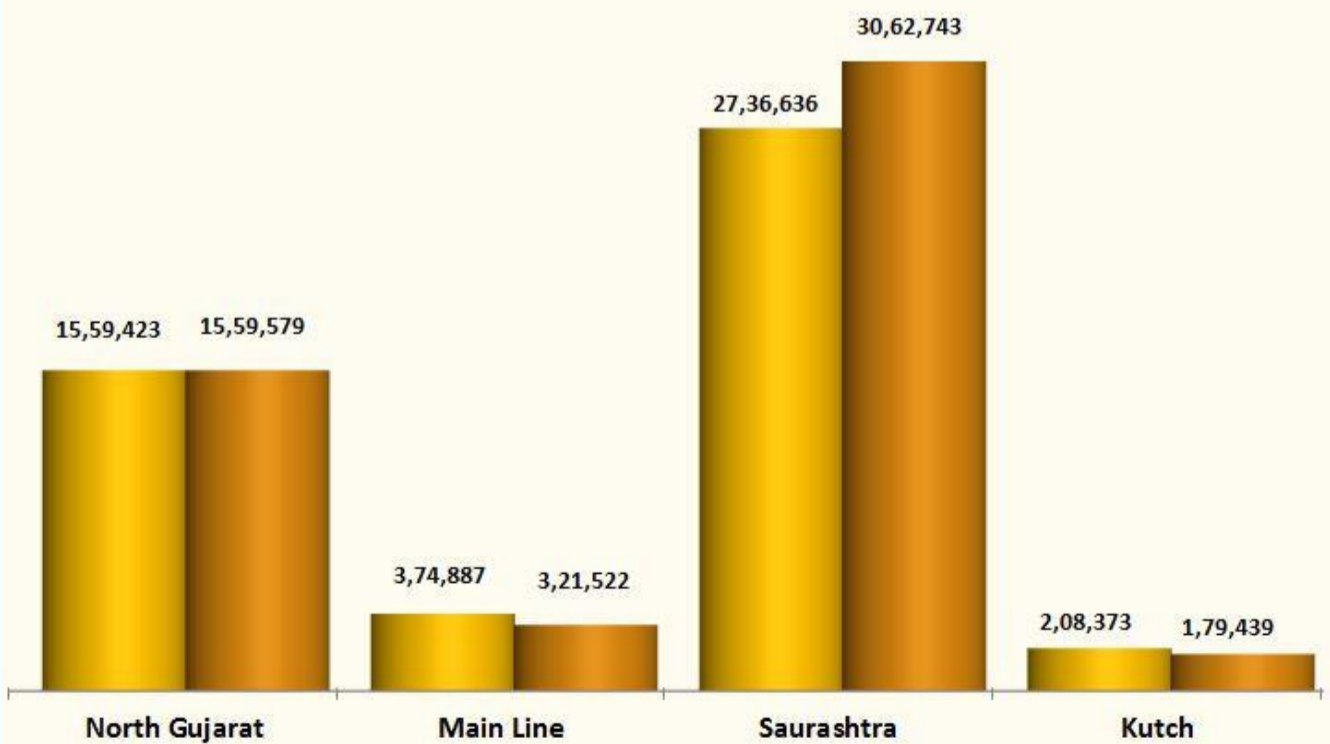
MONTHLY PRESSING REPORT Jan-2020

Zone Wise Gujarat Cotton Pressing in RB



Zone Wise Gujarat Cotton Pressing in 170 Kg Bales

■ 2018-2019 ■ 2019-2020





GUJCOT TRADE ASSOCIATION

MONTHLY PRESSING REPORT Jan-2020

Saurashtra						
Station	Jan-19	Dec-19	Jan-20	MoM Change	YoY Change	Fact. In Operation
Amreli	1,30,950	1,06,300	1,68,720	62,420	37,770	25
Babra	1,36,800	1,35,000	2,03,200	68,200	66,400	26
Botad	2,76,200	2,19,950	3,34,700	1,14,750	58,500	37
Chotila	56,208	50,571	71,246	20,675	15,038	4
Chuda	12,700	7,300	14,500	7,200	1,800	3
Damnagar	6,000	5,300	7,400	2,100	1,400	2
Dhasa	2,41,100	2,37,200	3,55,700	1,18,500	1,14,600	39
Dhoraji-Upleta	40,900	23,900	30,900	7,000	-10,000	4
Dhrangadhra-Halvad	1,74,500	1,18,400	1,49,200	30,800	-25,300	15
Gariyadhar	32,000	18,500	22,500	4,000	-9,500	4
Gondal	1,31,000	84,100	1,28,500	44,400	-2,500	18
Jamkandorna	12,700	9,300	13,000	3,700	300	3
Jamnagar-Falla	1,74,950	1,40,023	2,17,014	76,991	42,064	30
Jasdan	1,14,800	59,900	85,900	26,000	-28,900	12
Jetpur	27,000	19,000	25,000	6,000	-2,000	1
Kuvadava	25,200	13,800	18,900	5,100	-6,300	3
Lakhtar	20,700	9,053	13,600	4,547	-7,100	5
Limbdi	36,300	17,500	29,400	11,900	-6,900	4
Mahuva	78,600	75,300	98,000	22,700	19,400	12
Manavadar	1,56,700	1,00,000	1,40,860	40,860	-15,840	34
Morbi	83,071	70,250	94,600	24,350	11,529	12
Palitana	11,800	11,800	15,000	3,200	3,200	3
Porbandar	3,900	3,600	5,500	1,900	1,600	2
Rajula	24,700	21,000	30,100	9,100	5,400	3
Savarkundala	9,000	11,200	17,800	6,600	8,800	3
Shapar	90,500	62,100	90,100	28,000	-400	8
Surendranagar	1,29,700	70,500	1,05,500	35,000	-24,200	6
Talaja	1,00,800	98,000	1,44,050	46,050	43,250	19
Tankara-Neknam	2,18,350	1,85,600	2,53,000	67,400	34,650	32
Targhadi	93,200	52,100	81,800	29,700	-11,400	10
Tramba-Sardhar	28,000	13,000	22,000	9,000	-6,000	1
Una	41,400	40,200	52,400	12,200	11,000	7
Wankaner	1,52,050	1,31,400	1,73,900	42,500	21,850	11
TOTAL	28,71,779	22,21,147	32,13,990	9,92,843	3,42,211	398



RSB Cottex Limited



GUJCOT TRADE ASSOCIATION

MONTHLY PRESSING REPORT Jan-2020

North Gujarat

Station	Jan-19	Dec-19	Jan-20	MoM Change	YoY Change	Fact. In Operation
Visnagar	95,000	70,400	1,05,100	34,700	10,100	9
Vijapur-Mansa	2,53,600	1,57,920	2,51,900	93,980	-1,700	33
Harij	1,21,000	88,099	1,40,020	51,921	19,020	19
Radhanpur	41,614	25,900	34,800	8,900	-6,814	4
Idar-Sabarkantha	13,725	4,326	9,326	5,000	-4,399	2
Idar-Raiya						
Himmatnagar	42,641	14,750	27,300	12,550	-15,341	4
Vadali-Sadatpura	10,041	1,200	3,500	2,300	-6,541	2
Khedbrahma						
Kapadwanj	30,000	18,000	31,000	13,000	1,000	1
Viramgam	52,500	19,500	32,224	12,724	-20,276	9
Kadi	9,07,265	5,17,800	9,22,800	4,05,000	15,535	85
Mandal-Bahucharaji	18,600	7,500	9,200	1,700	-9,400	1
Bavla	2,700	4,700	8,300	3,600	5,600	2
Dholka	18,883	14,500	24,650	10,150	5,767	6
Dhandhuka	24,363	17,050	28,575	11,525	4,212	11
Talod	4,500	2,800	7,900	5,100	3,400	2
TOTAL	16,36,432	9,64,445	16,36,595	6,72,150	163	190



Basil Commodities Pvt. Ltd.



GUJCOT TRADE ASSOCIATION

MONTHLY PRESSING REPORT Jan-2020

Main Line

Station	Jan-19	Dec-19	Jan-20	MoM Change	YoY Change	Fact. In Operation
Karjan	79,300	33,250	49,150	15,900	-30,150	4
Dabhoi	5,000	2,200	3,650	1,450	-1,350	1
Golagamdi	7,000	400	3,000	2,600	-4,000	1
Handod	35,000	18,100	32,300	14,200	-2,700	3
Bodeli	77,400	44,300	73,700	29,400	-3,700	8
Kosindra	21,500	9,000	16,600	7,600	-4,900	2
Pavijetpur	16,000	8,200	15,700	7,500	-300	1
Kaledia	78,200	48,300	81,300	33,000	3,100	5
Palej	16,800	7,000	9,500	2,500	-7,300	1
Bharuch	4,000	2,100	3,000	900	-1,000	1
Mandala	24,000	6,100	8,000	1,900	-16,000	1
Nizar	13,600	14,000	19,000	5,000	5,400	1
Hansot	3,400	900	2,500	1,600	-900	1
Badalpur	6,800	5,200	10,400	5,200	3,600	1
Sinor	4,800	1,200	2,200	1,000	-2,600	1
Olpad	600	300	400	100	-200	1
Valiya		4,500	7,000	2,500	7,000	1
TOTAL	3,93,400	2,05,050	3,37,400	1,32,350	-56,000	34

Kutch

Station	Jan-19	Dec-19	Jan-20	MoM Change	YoY Change	Fact. In Operation
Abdasa	8,500	6,500	9,200	2,700	700	1
Anjar	1,37,609	89,825	1,20,600	30,775	-17,009	6
Bhuj	32,554	16,700	22,700	6,000	-9,854	3
Mandvi	28,800	20,520	27,300	6,780	-1,500	2
Nakhatrana						
Rapar	11,200	7,500	8,500	1,000	-2,700	1
TOTAL	2,18,663	1,41,045	1,88,300	47,255	-30,363	13



GUJCOT TRADE ASSOCIATION

MONTHLY PRESSING REPORT Jan-2020

Again Team Gujcot thanks our direct and indirect helpers.

For Data Collection

We are thankful to

Shri Manishbhai - Anjar

Shri Mukeshbhai Purohit

Nileshbhai - Manager SGA

Premjibhai - Manavadar

Kalpeshbhai - Manager

Gujcot Trade Association

For Data Verification

We are thankful to

Shri Jatinbhai - Vijapur

Shri Sujalbhai

Shri Pravinbhai

Shri Jagdishbhai Soni

Shri Chetanbhai Shree Gita Group - Morbi

Shri Kishorbhai - Talaja

Shri Jaytibhai - Botad

Once again thanks to whole Gujarat Cotton value chain for their co-operation.

For, Gujcot Trade Association

Akash Shah

[President]

For, Gujcot Trade Association

Ajay Shah

[Secretary]

Report Sponsors:

[Click on Sponsor's Logo to visit Sponsor's Website](#)

